







1.2.1 Percentage of New Courses introduced out of the Total Number of Courses across all programmes
Total Number of Courses offered across all Programmes

S. No.	Name of the Programme	Total No. of Courses Offered	Link
1.	B.A.(English)	58	
2.	B.Sc. (Mathematics)	59	
3.	B.Sc.(Physics)	54	
4.	B.Sc.(Chemistry)	77	
5.	B.Sc.(Biotechnology)	63	
6.	B.Sc.(Botany)	76	
7.	B.Sc.(Computer Science)	46	
8.	B.Sc. (Information Technology)	53	
9.	BCA	39	
10.	B.A.(Tamil)	55	
11.	B.Sc.(Tourism and Hotel Administration)	39	



12.	BBA	36	
13.	BBA(Computer Application)	16	
14.	B.Com.	36	
15.	B.Com.(Computer Application)	29	
16.	B.Com. (Corporate Secretaryship)	20	
17.	M.A.(Tamil)	33	
18.	M.A.(English)	36	
19.	M.Sc.(Mathematics)	46	
20.	M.Sc.(Chemistry)	54	
21.	M.Sc.(Biotechnology)	41	
22.	M.Sc.(Botany)	31	
23.	M.Sc.(Computer Science)	44	



24.	M.Com.	20	
25.	M.Com. (Computer Applications)	23	
26.	M.Com. (Finance)	11	
Total		1095	